

Tiger 66TR

390-410 Watt

MONO-FACIAL MODULE

P-Type

Positive power tolerance of 0~+3%

IEC61215(2016), IEC61730(2016)

ISO9001:2015: Quality Management System

ISO14001:2015: Environment Management System


ISO45001:2018

Occupational health and safety management systems



Tiling Ribbon (TR) Technology

Key Features



TR technology + Half Cell

TR technology with Half cell aims to eliminate the cell gap to increase module efficiency (mono-facial up to 21.48%)



Best Warranty

12 year product warranty,
25 year linear power warranty



9BB instead of 5BB

9BB technology decreases the distance between bus bars and finger grid line which is benefit to power increase.



Enhanced Mechanical Load

Certified to withstand: wind load (2400 Pascal) and snow load (5400 Pascal).



Higher lifetime Power Yield

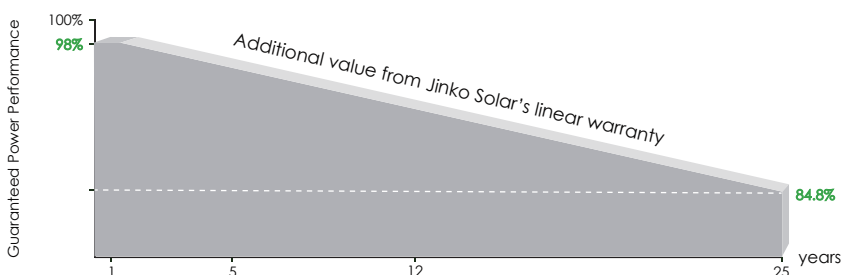
2% first year degradation,
0.55% linear degradation



Avoid debris, cracks and broken gate risk effectively

9BB technology using circular ribbon that could avoid debris, cracks and broken gate risk effectively

LINEAR PERFORMANCE WARRANTY

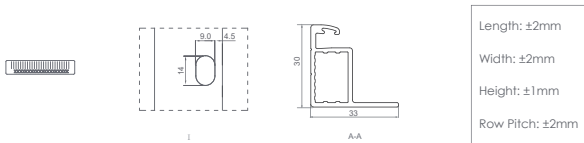
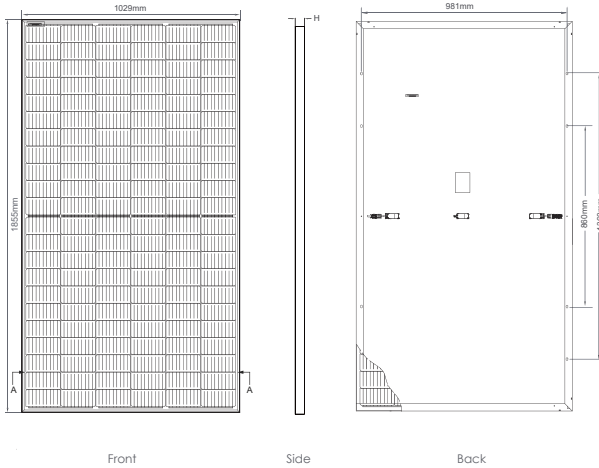


12 Year Product Warranty

25 Year Linear Power Warranty

0.55% Annual Degradation Over 25 years

Engineering Drawings

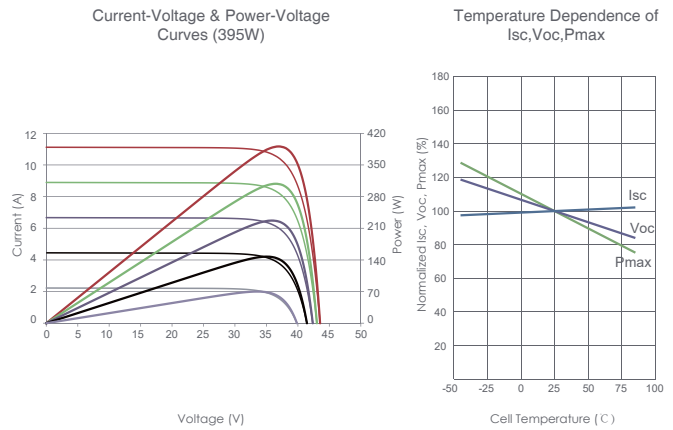


Packaging Configuration

(Two pallets = One stack)

35pcs/pallets, 70pcs/stack, 840pcs/ 40'HQ Container

Electrical Performance & Temperature Dependence



Mechanical Characteristics

| | |
|---------------|---|
| Cell Type | P type Mono-crystalline |
| No. of cells | 132 (2×66) |
| Dimensions | 1855×1029×30mm (73.03×40.51×1.18 inch) |
| Weight | 20.8kg (45.86 lbs) |
| Front Glass | 3.2mm, Anti-Reflection Coating, High Transmission, Low Iron, Tempered Glass |
| Frame | Anodized Aluminium Alloy |
| Junction Box | IP68 Rated |
| Output Cables | TUV 1×4.0mm ² (+): 290mm, (-): 145mm or Customized Length |

SPECIFICATIONS

| Module Type | JKM390M-6RL3 | | JKM395M-6RL3 | | JKM400M-6RL3 | | JKM405M-6RL3 | | JKM410M-6RL3 | |
|---|--------------------|--------|----------------|--------|----------------|--------|----------------|--------|----------------|--------|
| | JKM390M-6RL3-V | | JKM395M-6RL3-V | | JKM400M-6RL3-V | | JKM405M-6RL3-V | | JKM410M-6RL3-V | |
| | STC | NOCT | STC | NOCT | STC | NOCT | STC | NOCT | STC | NOCT |
| Maximum Power (Pmax) | 390Wp | 290Wp | 395Wp | 294Wp | 400Wp | 298Wp | 405Wp | 301Wp | 410Wp | 305Wp |
| Maximum Power Voltage (Vmp) | 36.49V | 33.66V | 36.58V | 33.82V | 36.67V | 33.86V | 36.76V | 33.97V | 36.84V | 34.04V |
| Maximum Power Current (Imp) | 10.69A | 8.62A | 10.80A | 8.69A | 10.91A | 8.79A | 11.02A | 8.87A | 11.13A | 8.96A |
| Open-circuit Voltage (Voc) | 43.75V | 41.29V | 43.93V | 41.47V | 44.12V | 41.64V | 44.20V | 41.72V | 44.29V | 41.80V |
| Short-circuit Current (Isc) | 11.39A | 9.20A | 11.48A | 9.27A | 11.57A | 9.34A | 11.68A | 9.43A | 11.79A | 9.52A |
| Module Efficiency STC (%) | 20.43% | | 20.69% | | 20.96% | | 21.22% | | 21.48% | |
| Operating Temperature(°C) | -40 C ~+85 C | | | | | | | | | |
| Maximum System Voltage | 1000/1500VDC (IEC) | | | | | | | | | |
| Maximum Series Fuse Rating | 20A | | | | | | | | | |
| Power Tolerance | 0~+3% | | | | | | | | | |
| Temperature Coefficients of Pmax | -0.35%/C | | | | | | | | | |
| Temperature Coefficients of Voc | -0.28%/C | | | | | | | | | |
| Temperature Coefficients of Isc | 0.048%/C | | | | | | | | | |
| Nominal Operating Cell Temperature (NOCT) | 45±2 C | | | | | | | | | |

*STC: Irradiance 1000W/m²

Cell Temperature 25°C

AM=1.5

NOCT: Irradiance 800W/m²

Ambient Temperature 20°C

AM=1.5

Wind Speed 1m/s

DATA VERIFIED BY
SOLAR ANALYTICA.

©2021 Jinko Solar Co., Ltd. All rights reserved.
Specifications included in this datasheet are subject to change without notice.

TR JKM390-410M-6RL3-(V)-F1-EN