

powered by

Q.ANTUM DUO Z

Q.PEAK DUO ML-G10

395-415

ENDURING HIGH
PERFORMANCE



BREAKING THE 20% EFFICIENCY BARRIER

Q.ANTUM DUO Z Technology with zero gap cell layout boosts module efficiency up to 21.4%.



THE MOST THOROUGH TESTING PROGRAMME IN THE INDUSTRY

Q CELLS is the first solar module manufacturer to pass the most comprehensive quality programme in the industry: The new "Quality Controlled PV" of the independent certification institute TÜV Rheinland.



INNOVATIVE ALL-WEATHER TECHNOLOGY

Optimal yields, whatever the weather with excellent low-light and temperature behavior.



ENDURING HIGH PERFORMANCE

Long-term yield security with Anti LID Technology, Anti PID Technology¹, Hot-Spot Protect and Traceable Quality Tra.Q™.



EXTREME WEATHER RATING

High-tech aluminum alloy frame, certified for high snow (5400 Pa) and wind loads (4000 Pa).



A RELIABLE INVESTMENT

Inclusive 12-year product warranty and 25-year linear performance warranty².

¹ APT test conditions according to IEC / TS 62804-1:2015, method A (-1500V, 96h)

² See data sheet on rear for further information.



THE IDEAL SOLUTION FOR:



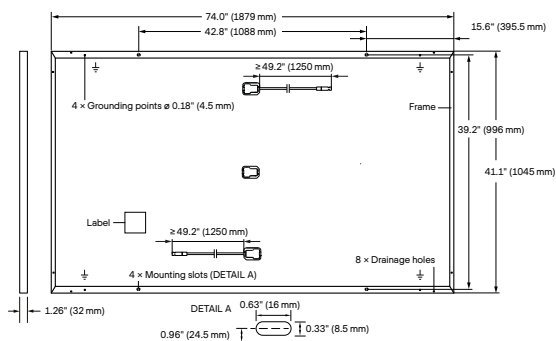
Rooftop arrays on
residential buildings

Engineered in Germany

Q CELLS

MECHANICAL SPECIFICATION

Format	74.0 in × 41.1 in × 1.26 in (including frame) (1879 mm × 1045 mm × 32 mm)
Weight	48.5 lbs (22.0 kg)
Front Cover	0.13 in (3.2 mm) thermally pre-stressed glass with anti-reflection technology
Back Cover	Composite film
Frame	Black anodized aluminum
Cell	6 × 22 monocrystalline Q.ANTUM solar half cells
Junction Box	2.09-3.98 in × 1.26-2.36 in × 0.59-0.71 in (53-101 mm × 32-60 mm × 15-18 mm), IP67, with bypass diodes
Cable	4 mm ² Solar cable; (+) ≥ 49.2 in (1250 mm), (-) ≥ 49.2 in (1250 mm)
Connector	Stäubli MC4, Hanwha Q CELLS HQC4; IP68

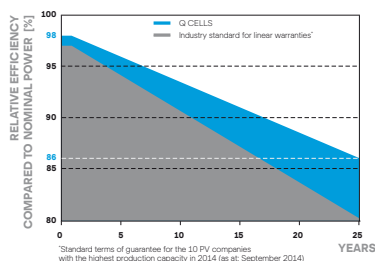


ELECTRICAL CHARACTERISTICS

POWER CLASS		395	400	405	410	415	
MINIMUM PERFORMANCE AT STANDARD TEST CONDITIONS, STC ¹ (POWER TOLERANCE +5 W / -0 W)							
Minimum	Power at MPP ¹	P _{MPP} [W]	395	400	405	410	415
	Short Circuit Current ¹	I _{SC} [A]	11.13	11.16	11.19	11.22	11.26
	Open Circuit Voltage ¹	V _{OC} [V]	45.03	45.06	45.09	45.13	45.16
	Current at MPP	I _{MPP} [A]	10.58	10.64	10.70	10.76	10.82
	Voltage at MPP	V _{MPP} [V]	37.32	37.59	37.85	38.11	38.37
	Efficiency ¹	η [%]	≥ 20.1	≥ 20.4	≥ 20.6	≥ 20.9	≥ 21.1
MINIMUM PERFORMANCE AT NORMAL OPERATING CONDITIONS, NMOT ²							
Minimum	Power at MPP	P _{MPP} [W]	296.4	300.1	303.9	307.6	311.4
	Short Circuit Current	I _{SC} [A]	8.97	8.99	9.02	9.04	9.07
	Open Circuit Voltage	V _{OC} [V]	42.46	42.49	42.52	42.56	42.59
	Current at MPP	I _{MPP} [A]	8.33	8.38	8.43	8.48	8.53
	Voltage at MPP	V _{MPP} [V]	35.59	35.82	36.04	36.27	36.49

¹Measurement tolerances P_{MPP} ± 3%; I_{SC}; V_{OC} ± 5% at STC; 1000 W/m², 25 ± 2°C, AM 1.5 according to IEC 60904-3 • 2800 W/m², NMOT, spectrum AM 1.5

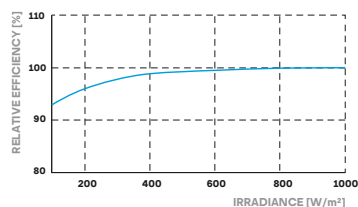
Q CELLS PERFORMANCE WARRANTY



At least 98% of nominal power during first year. Thereafter max. 0.5% degradation per year. At least 93.5% of nominal power up to 10 years. At least 86% of nominal power up to 25 years.

All data within measurement tolerances. Full warranties in accordance with the warranty terms of the Q CELLS sales organisation of your respective country.

PERFORMANCE AT LOW IRRADIANCE



Typical module performance under low irradiance conditions in comparison to STC conditions (25°C, 1000 W/m²)

TEMPERATURE COEFFICIENTS

Temperature Coefficient of I _{SC}	α	[%/K]	+0.04	Temperature Coefficient of V _{OC}	β	[%/K]	-0.27
Temperature Coefficient of P _{MPP}	γ	[%/K]	-0.34	Nominal Module Operating Temperature	NMOT	[°F]	109 ± 5.4 (43 ± 3°C)

PROPERTIES FOR SYSTEM DESIGN

Maximum System Voltage V _{SYS}	[V]	1000 (IEC)/1000 (UL)	PV module classification	Class II
Maximum Series Fuse Rating	[A DC]	20	Fire Rating based on ANSI/UL 61730	TYPE 2
Max. Design Load, Push/Pull ³	[lbs/ft ²]	75 (3600 Pa) / 55 (2660 Pa)	Permitted Module Temperature on Continuous Duty	-40°F up to +185°F (-40°C up to +85°C)
Max. Test Load, Push/Pull ³	[lbs/ft ²]	113 (5400 Pa) / 84 (4000 Pa)		

³See Installation Manual

QUALIFICATIONS AND CERTIFICATES

UL 61730, CE-compliant, Quality Controlled PV - TÜV Rheinland, IEC 61215:2016, IEC 61730:2016, U.S. Patent No. 9,893,215 (solar cells), QCPV Certification ongoing.



PACKAGING INFORMATION

Horizontal packaging	76.4 in 1940 mm	43.3 in 1100 mm	48.0 in 1220 mm	1656 lbs 751 kg	24 pallets
					24 pallets
					32 modules

Note: Installation instructions must be followed. See the installation and operating manual or contact our technical service department for further information on approved installation and use of this product.

Hanwha Q CELLS America Inc.

400 Spectrum Center Drive, Suite 1400, Irvine, CA 92618, USA | TEL +1 949 748 59 96 | EMAIL inquiry@us.q-cells.com | WEB www.q-cells.us